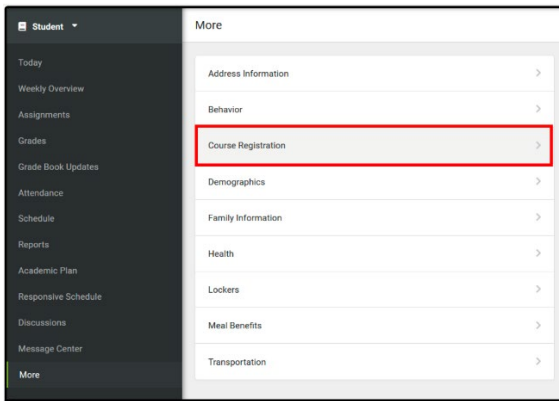


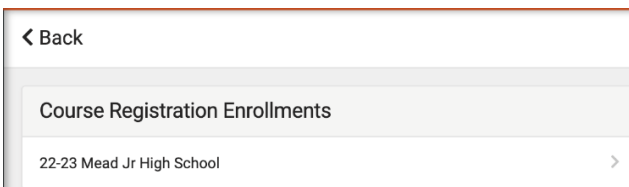
Course Registration:

Course Registration allows students to select which courses they would like to take next year. This is just a course request process; it does not guarantee placement into a course. Parents can also request courses for students using this same process.

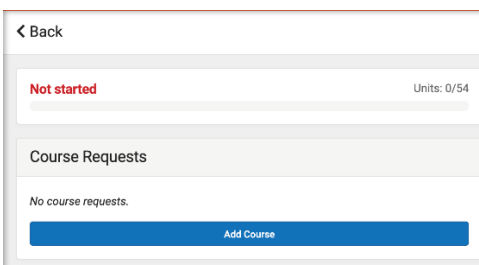
- 1) After logging into Campus Student/Campus Parent select More from the Index. Then select Course Registration. A list of Course Registration Enrollments displays.



- 2) Select your/your students next year enrollment:



- 3) You are now ready to enter Course Requests Click the Add Course Button. You will be limited in requesting 2 classes. You can also put in as many alternatives as you want, just in case your original requests cannot be filled.



- 4) Clicking the Plus Sign to the left of the course will add the request/alternative Request. Clicking the course itself will give you additional information about each course.

The screenshot displays a user interface for adding courses. At the top, a progress bar shows 'Not started' and 'Units: 0/54'. Below this is an 'Add Course' section with a search bar. A table lists available courses:

ACTION	COURSE NAME	UNITS
+	Art ART900	27
+	Band BND700	18

A blue arrow points from the plus sign next to 'Art' to the right, where a detailed view of the 'ART900 - Art' course is shown. This view includes the course name, units (27), and a description: 'In this full year course students will be encouraged to express their creativity through a variety of visual art activities designed to build artistic skills and familiarize students with major art styles and artists. Art projects will include paintings, drawings, prints, sculptures cartoon art, ceramics and more. Students do not need a special talent in art to enroll in this course.'

Below the table, a modal window titled 'Add Course' is open, asking 'Would you like to add this course as a Request or an Alternate?'. It shows the course name 'Art' and 'ART900'. At the bottom of the modal are three buttons: 'Request' (highlighted in blue), 'Alternate', and 'Cancel'. A blue arrow points from the plus sign in the table to the 'Request' button.